

# Save! Tech

Sanitary powder process solutions

## DT Series




**USDA Dairy**

## Rotary Airlock

Tool Free Quick Take Apart

# Save! Tech

Sanitary powder process solutions



Oversized easy slide rotor assist allows for easy rotor removal. Bars slide in a set of linear ball bearings that are mounted inside of cast in lugs.

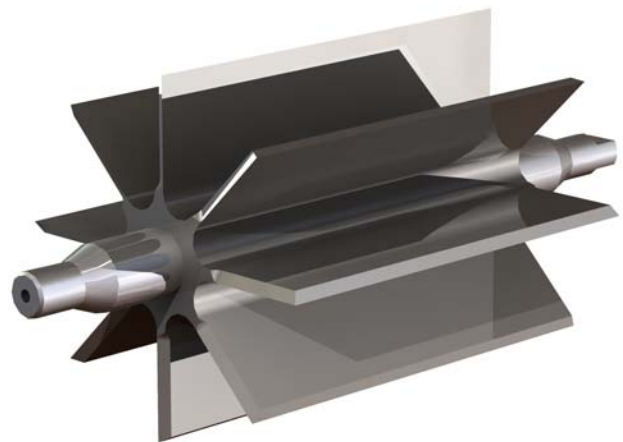


OPTIONAL SHAFT MOUNT SHOWN


Rotor is driven by a parallel shaft gear reducer mounted on an adjustable drive mount. Constant speed chain drive is enclosed in a stainless steel chain guard. Options provide for shaft mounted gear reducer.



Housing and end caps are heavy wall castings of standard CF8 (304 Stainless steel). These parts are CNC machined for precise fit.



Standard rotor includes eight beveled tips with hardened seal journals. Options include nine blade rotors, shallow pocket rotors, sugar handling rotors and bolt on tips and scraper blades. Rotor is supported on each end by a drive shaft that includes a rotor micro-adjust mechanism that precisely locates rotor in housing.



Dual sealed bearings are outboard mounted in each end cap.

Seals are air purged with adjustable seal retainer.

**USDA Dairy**

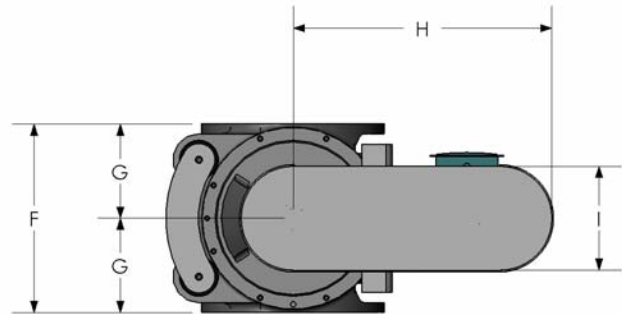
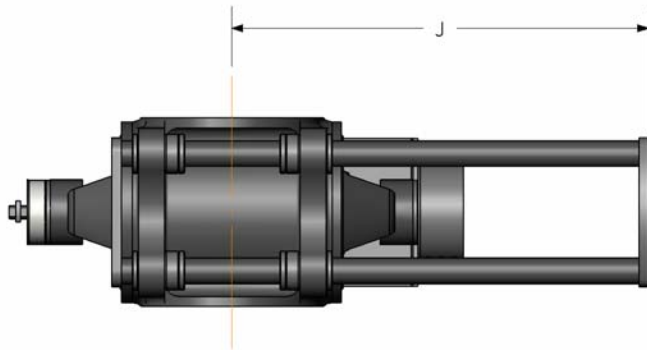
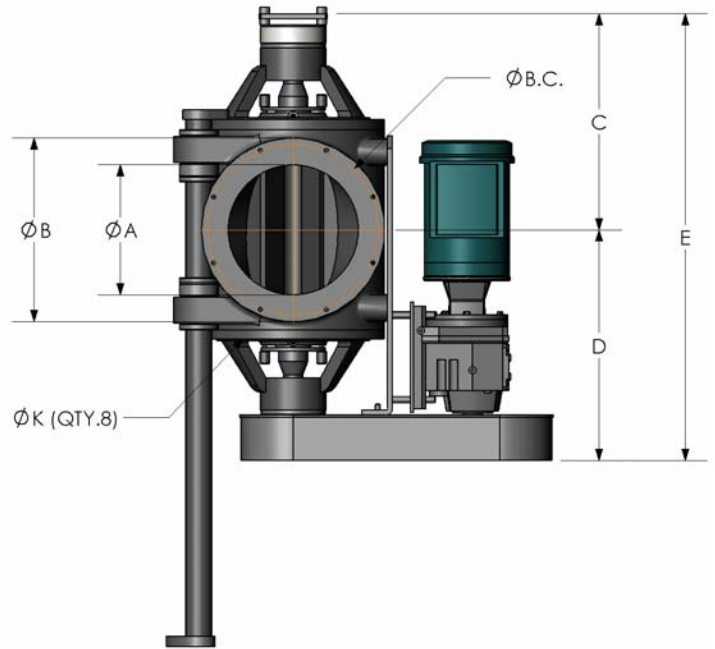
# Save! Tech

Sanitary powder process solutions



## Capacity

DT600	.2 CFR/6.8 liter/rev
DT800	.40 CFR/11.3 liter/rev
DT1000	.90 CFR/25.4 liter/rev
DT1200	1.4 CFR/39.6 liter/rev
Based on %100 efficiency	



MODEL	A	B	B.C.	C	D	E	F	G	H	I	J	K	DRIVE SHAFT DIA	WEIGHT (LBS)
DT600	6"	10-1/8"	9-1/4"	14-11/16"	15-5/16"	30"	10-1/2"	5-1/4"	17"	8"		3/8"-UNC	1-1/4"	170
DT800	8"	12-1/8"	11-1/4"	15-11/16"	16-5/16"	32"	12-1/2"	6-1/4"	18"	8"	29-7/16"	3/8"-UNC	1-1/4"	310
DT1000	10"	14-1/8"	13-1/4"	17-1/8"	17-3/4"	34-7/8"	14-1/2"	7-1/4"	20"	8"	32"	3/8"-UNC	1-3/4"	450
DT1200	12"	16-1/8"	14-3/4"	18-1/8"	18-3/4"	36-7/8"	16"	8"	22"	10"	33-3/4"	3/8"-UNC	1-3/4"	570

## General Specifications-Mechanical

Housing	Cast 304 stainless steel.
End caps	Cast 304 stainless steel.
Rotor	8-blade bevel tips/sides optional 9 blade
Seals	Teflon air purge on hard chrome shaft journal.
Bearings	Outboard-4 ball bearing units.
EZ Slide	Dual 2" bars in linear ball brgs.
Inlet/Outlet	Flanges drilled and tapped.
Drive	Parallel shaft driving chain or parallel direct drive.

## General Specifications-Electrical

DT600	1/2 HP 230/460/3/60
DT800	3/4 HP 230/460/3/60
DT1000	1 HP 230/460/3/60
DT1200	1 1/2 HP 230/460/3/60
Proximity	120/1/60

Specifications are subject to change

**USDA Dairy**

# Savel Tech

Sanitary powder process solutions

**Savel manufactures a full range of sanitary process convey equipment and systems.**

## **Airlocks**

Quick tool free take apart valves including easy slide rotor assist. Range of sizes and configurations.

## **Bulk Bag Unloader**

Robust bulk bag unloaders, modular in construction.

## **Bag Break Station**

Quick clean and tool free take apart. Available for direct blender mount or stand alone.

## **Dust Collectors-Filter Receivers**

Range of process dust collectors and receivers for process convey systems.

## **Gravity Divert Valve**

Range of tool free quick take apart gravity divert valves in a range of sizes and configurations.

## **50 Pound Bag Filler**

Quick take apart modern filler with large single auger. Designed for custom bagging operations requiring 2-3 BPM.

## **Process Convey Systems**

Complete systems with a range from 2" line to 6" line sizes. Controls, platforms and installation.



**USDA Dairy**

# Savel Tech

2005 Gateway Circle  
Centerville, MN  
PH: 651-653-5098  
FX: 651-653-4035  
www.saveltech.com